

TULPI-SEAT MANUAL






TULIP © 2013 Herman Miller

Dear Tulpi-lover,

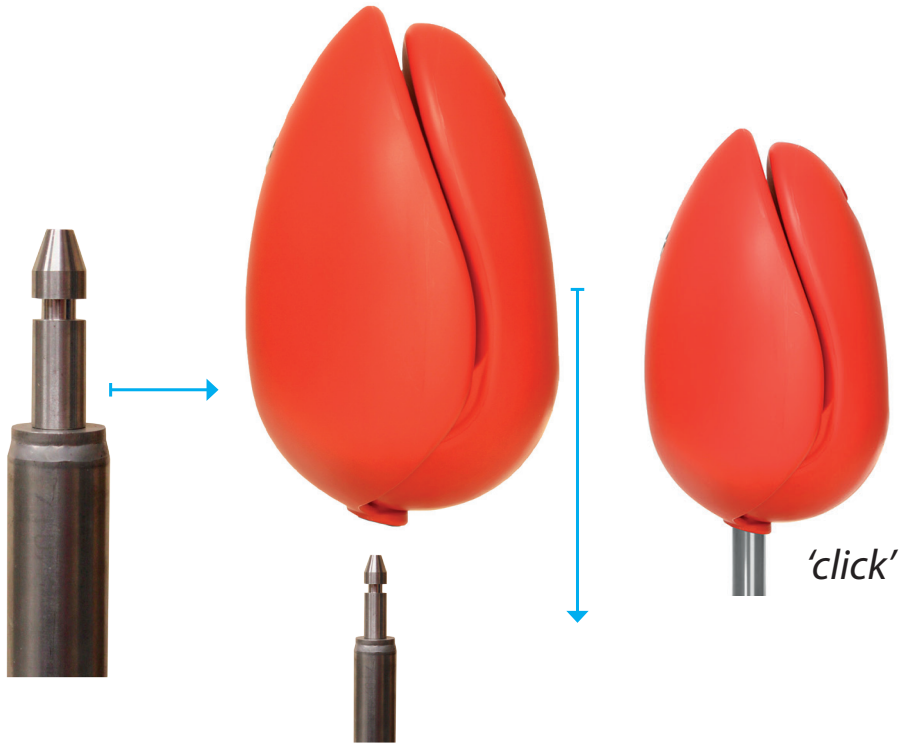
We are pleased that you have chosen Tulpi-design for your eye-catching furniture purchase. We hope you are enjoying the convenience, quality, and joy of your new Tulpi-seat.

The Tulpi is manufactured from high quality materials. With high degree of care, Tulpi BV checks every Tulpi-seat before they are sent to the customer, so that the quality of the furniture can be guaranteed.

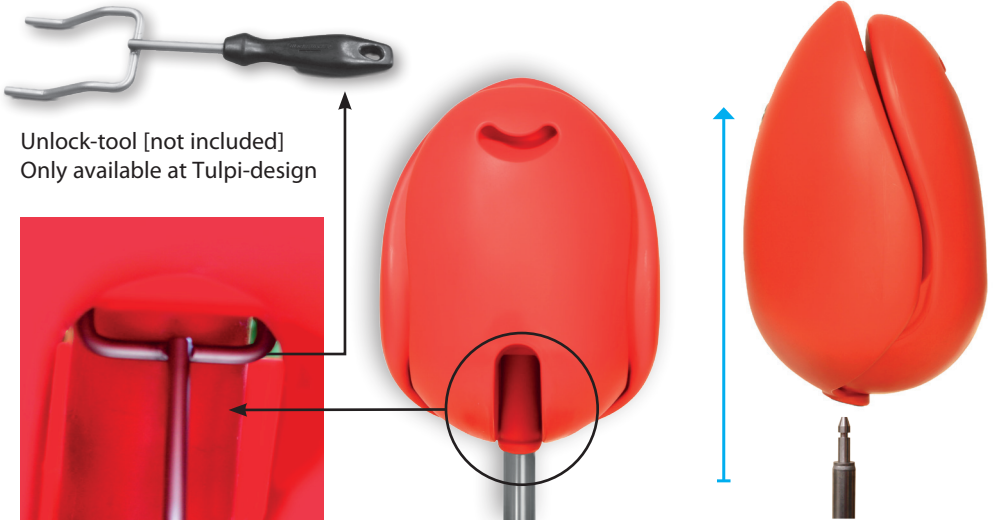
Tulpi BV, Marco Manders

A stylized, handwritten signature in black ink, appearing to read 'Marco Manders', is written on the surface of a light-colored, curved object, likely a chair seat. The signature is fluid and cursive, with a prominent initial 'M'.

HOW TO LOCK



HOW TO UNLOCK [FOR REPAIR ONLY]



SELF-ASSEMBLY FIXED VERSION

1



2



3



4



5



6



depth: 10 - 15 cm

SELF-ASSEMBLY FIXED VERSION

7



8



9



10



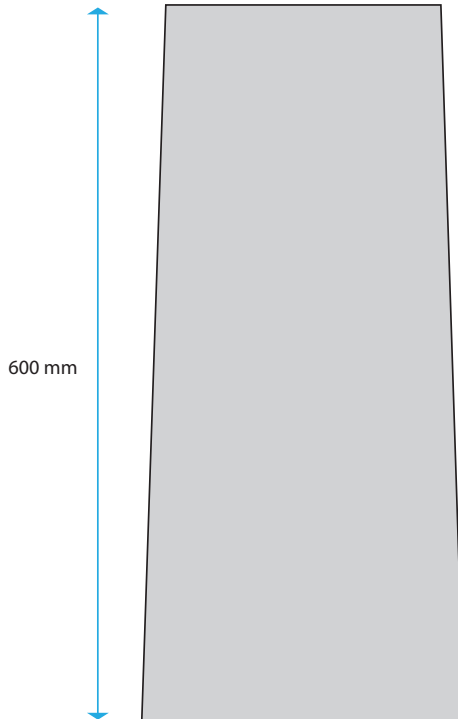
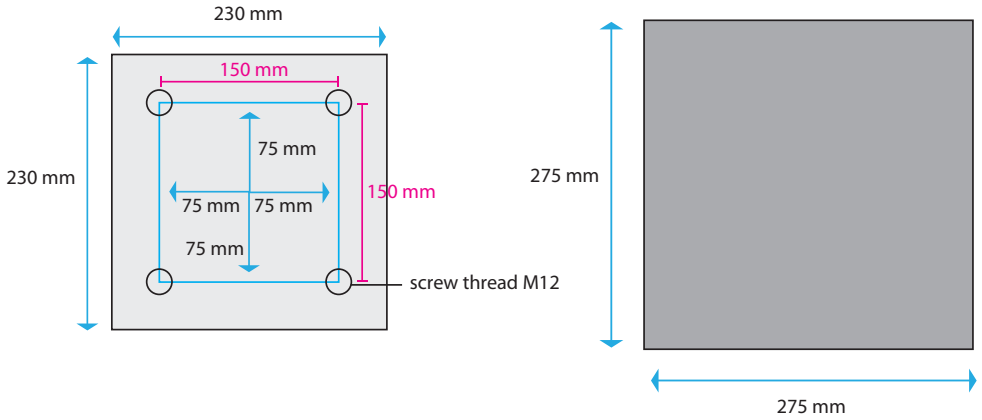
11



12

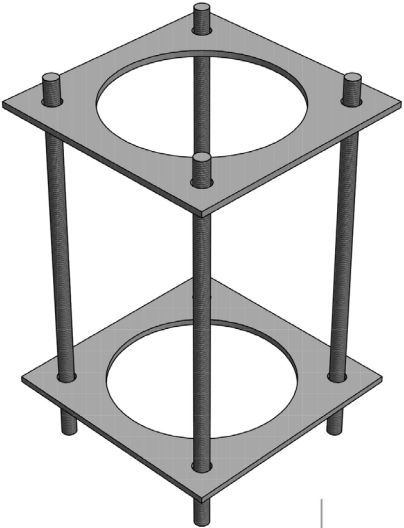


MEASUREMENTS FOR SELMADE CONCRETE BASE

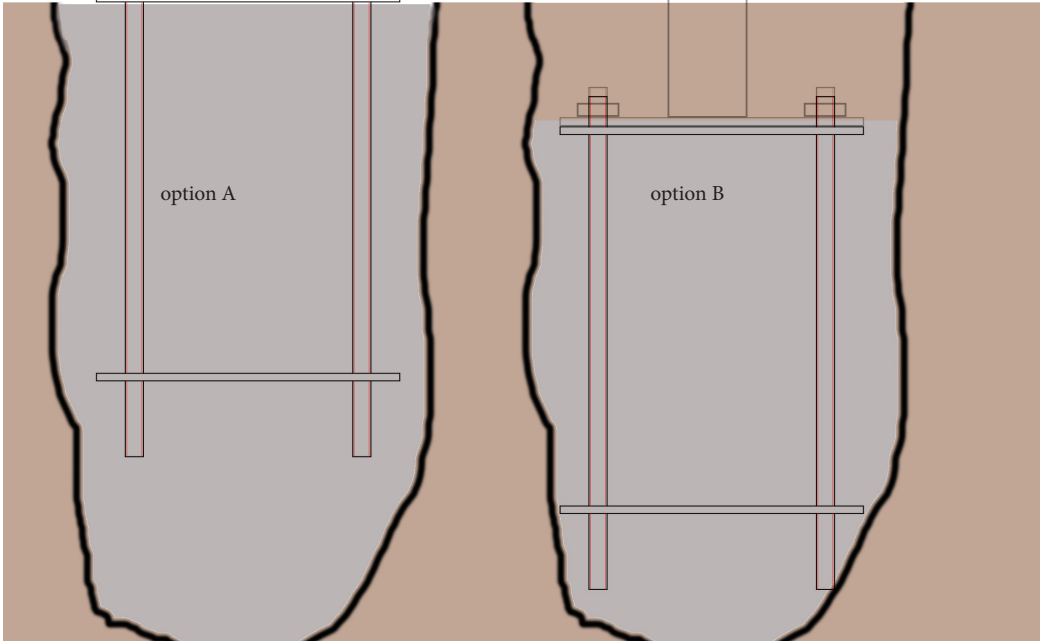


ANCHOR FOR CONCRETE FOUNDATION

Available at Tulpi-design



Ground level



MAINTENANCE

The Tulpi is a low maintenance product, its high quality allows users to enjoy the chair for many years to come.

Both, the plastic and the steel is easy to clean. Feces, moisture, dirt and even graffiti is to remove without too much difficulty.

We guarantee a longer life of the Tulpi if:

- the plastic parts can be cleaned with a clean damp (or light soapy water by water with greensoap) soft cloth and rubbed with a soft dry cloth.
- the STAINLESS STEEL is maintained with a professional maintenance product (e.g. HG and 3 M).
- the hinge axle has to be, once in a while, injected with silicone spray.

Do not use steel wool or abrasive cleaners that leave scratches.



WD-40, lubricates and protects against corrosion. It also removes grease, gum, dirt, & scuff marks.





 **TULPI**
D E S I G N

© Marco Manders

www.tulpi.nl